




U.S. Department of the Interior  
**Bureau of Indian Education**

.....

# Tribal Interior Budget Council (TIBC) BIE Update – Education Subcommittee

Sharon Pinto, Deputy Bureau Director  
Larry Palmer, Supervisory Budget Officer  
Doug Ward, BIE Supervisory Budget Analyst

April 2023




# Agenda



*BIE.edu*

- BIE Leadership
- 2023 Enacted Budget and Program Increases
- 2023 Activity Highlights and Investments
- 2024 Budget Request
- 2024 Grade Expansion Proposal
- 2024 Native Language, FACE, Transportation Support
- 2025 Tribal Rankings
- Questions and Answers



# Leadership

## Mission

The mission of BIE is to provide students with a culturally relevant, high-quality education that prepares them with the knowledge and skills to equip them for success in the opportunities of tomorrow.

- Tony Dearman, Director
- Sharon Pinto, Deputy Bureau Director
- Hankie Ortiz, ADD Director Bureau Operated Schools
- Emily Arviso, ADD Navajo Schools
- Dr. Cherie Poitra, ADD Tribally Controlled Schools
- Margo DeLaune, ADD Performance and Accountability/CAO
- Dr. Tamarah Pfeiffer, President, SIPI
- Dr. Francis Arpan, President, (Acting) HINU

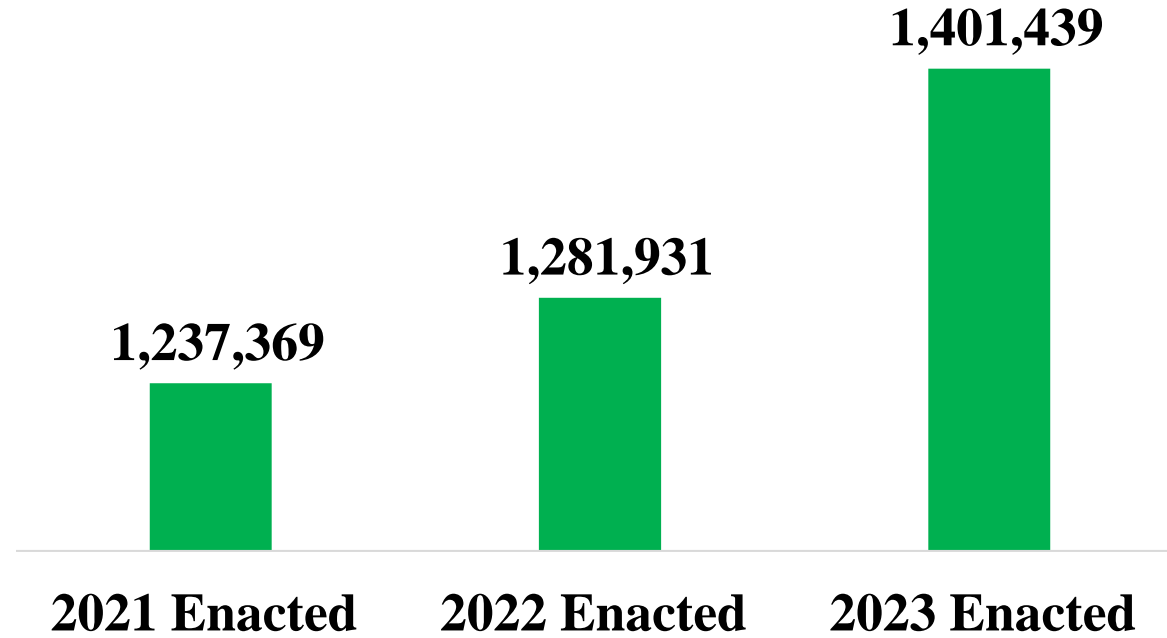




*BIE.edu*

# BIE Enacted Budget

**FY 2021 to FY 2023**



Education Program Funding Increased 11% in FY 2023 from FY 2022





*BIE.edu*

## Key 2023 Enacted Budget Increases

- Indian School Equalization Program (ISEP) +9%.
- Early Childhood and Family Development, +17%
- Native Language Immersion Program, +35%
- Student Transportation, +17%
- Facilities Maintenance, +15%
- Facilities Operations, +18%
- Tribal Colleges and Universities, +15%
- Education IT, + 17%
- Tribal Colleges Facilities Improvement & Repair, +7%






*BIE.edu*

# 2023 Enacted Budget Comparison

Operation of Indian Education Programs	2021 Enacted	2022 Enacted	2023 Enacted
Elementary and Secondary Programs	771,378	793,227	882,742
Post Secondary Programs	153,414	164,486	183,618
Education Program Management	32,956	36,063	39,291
Education IT	15,344	23,825	27,901
<b>Total – Education Programs</b>	<b>973,092</b>	<b>1,017,601</b>	<b>1,133,552</b>

Education Construction	2021 Enacted	2022 Enacted	2023 Enacted
Replacement School Construction	115,504	115,504	116,504
Replacement Facility Construction	23,935	23,935	23,935
Replacement New Employee Housing	1,000	1,000	1,500
Employee Housing Repair	13,581	13,589	13,595
Facilities Improvement and Repair	95,257	95,302	96,353
Tribal Colleges Improvement and Repair	15,000	15,000	16,000
<b>Total -Education Construction</b>	<b>264,277</b>	<b>264,330</b>	<b>267,887</b>

<b>BIE Total</b>	<b>1,237,369</b>	<b>1,281,931</b>	<b>1,401,439</b>
------------------	------------------	------------------	------------------





*BIE.edu*

# 2023 Program Funding

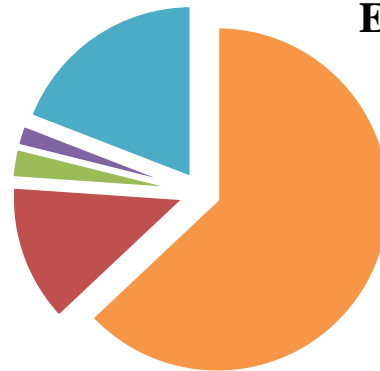
Program Resources	2023 Enacted	% of Total
Elementary and Secondary Programs	882,742	63%
Post Secondary Programs	183,618	13%
Education Program Management	39,291	3%
Education IT	27,901	2%
Education Construction	267,887	19%
<b>Total, BIE</b>	<b>1,401,439</b>	<b>100%</b>

**Educaton Construction 19%**


**Educaton IT 2%**

**Education Program Management 3%**

**Post Secondary Programs 13%**



**Elementary and Secondary Programs 63%**

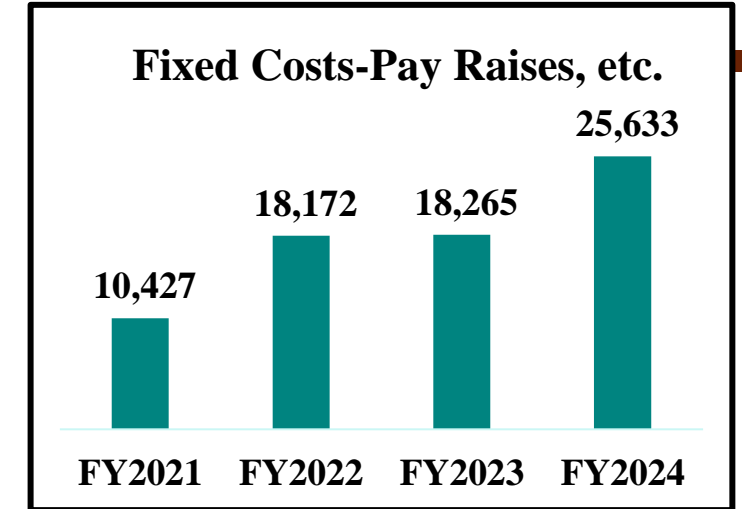
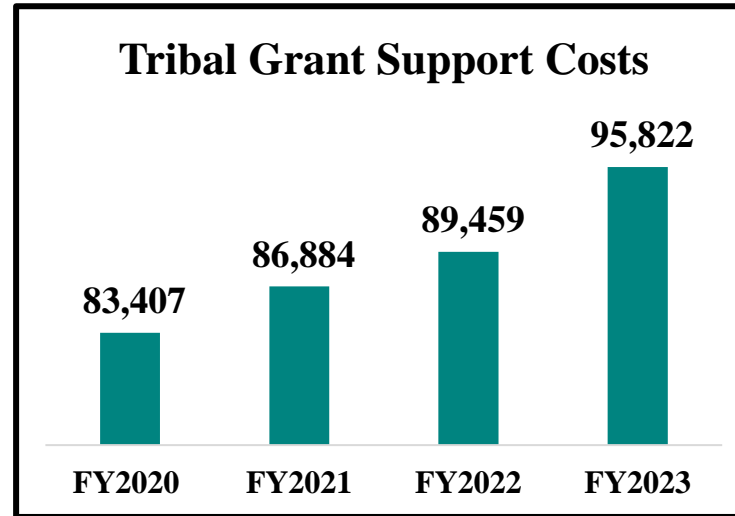
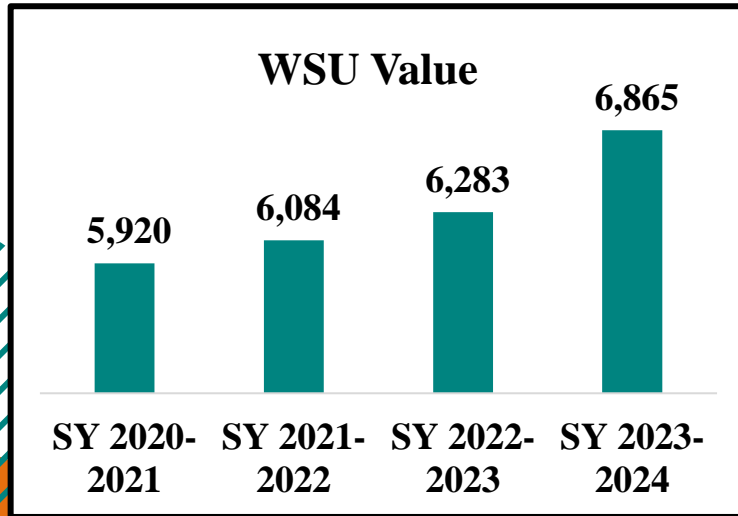





*BIE.edu*

# 2023 Enacted Budget Metrics

- ISEP Weighted Student Unit Increase
- Tribal Grant Supports Costs Funding Increase
- Teacher Pay Schedules Increase



- Student Transportation Mileage Reimbursement Rate Increases







*BIE.edu*

## Focus Areas & Investments

- Behavioral Health and Wellness Programs
- School Security and Safety Support
- Student Transformation of Education Plan (STEP)
- Leadership Development – Professional Development and Principal Leadership Academy
- Assuming Facilities and Property Operations from BIA
- Supporting Electric/Clean School Bus Transitions
- BIE Strategic Plan Update: 2023-2028

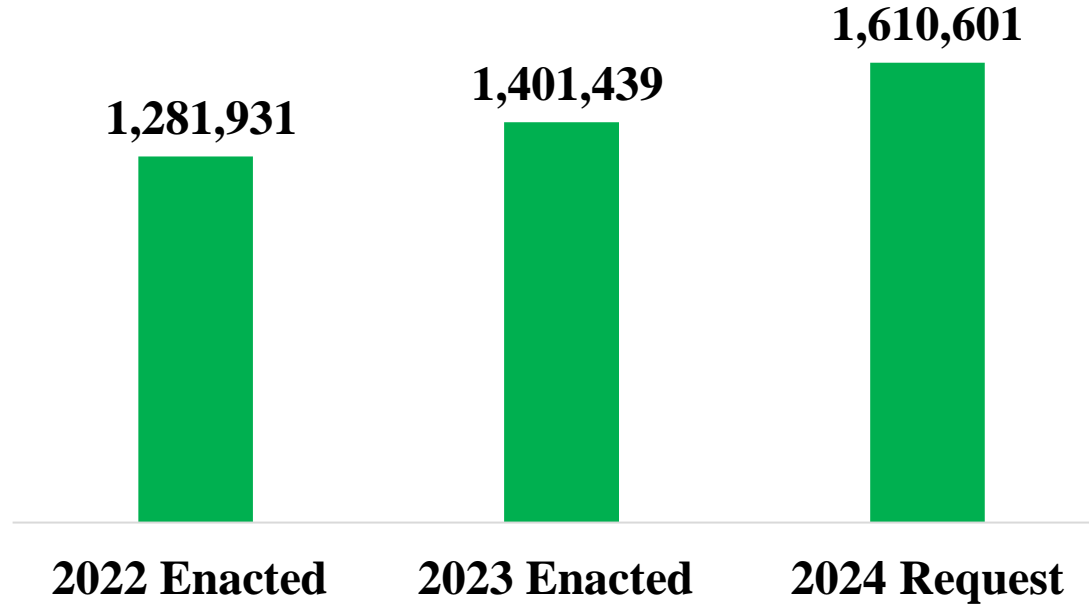




*BIE.edu*

# 2024 Budget Request

BIE Budget Levels (\$000)	2022 Enacted	2023 Enacted	2024 Request	Change from 2023
Operation of Indian Education Programs	1,017,601	1,133,552	1,194,389	60,837
Education Construction	264,330	267,887	416,212	148,325
<b>Total</b>	<b>1,281,931</b>	<b>1,401,439</b>	<b>1,610,601</b>	<b>209,162</b>



2024 Education Construction Funding Request is 55% Higher than 2023



# 2024 Education Program Increases

Program Changes	Increase	Targeted Fund Uses
<b>ISEP Formula Funds</b>	<b>+19,091</b>	Improve opportunities and outcomes in the classroom, provide improved instructional services, and support improved teacher quality.
<b>ISEP Program Adjustments</b>	<b>+500</b>	Support safety and security specialists, behavioral health specialists, and targeted funding to improve student achievement.
<b>Education Program Enhancements</b>	<b>+500</b>	Invest in professional development, advance quality of classroom instruction, and invest in Native language and culture programs.
<b>Student Transportation</b>	<b>+2,000</b>	Fund operational needs and costs associated with mission operations,
<b>Tribal Grant Support Costs</b>	<b>+2,830</b>	Formula funding to support administrative and management operations.
<b>Johnson-O'Malley</b>	<b>+2,000</b>	Provide funding for remedial instruction, counseling, parental involvement, language, and other support to students in public schools.
<b>Haskell &amp; SIPI</b>	<b>+2,000</b>	Funding to pay for administrative, instructional, dormitory, and other support staff and supplies, materials, textbooks, and food.
<b>Tribal Technical Colleges</b>	<b>+1,500</b>	Funding for United Tribes Technical College (UTTC) and Navajo Technical University (NTU) operational requirements.
<b>Education Program Mgmt</b>	<b>+1,150</b>	Supports ongoing improvements in high-priority focus areas, including acquisition, school safety, data tracking, and technical support
<b>Education IT</b>	<b>+5,676</b>	Funding enables BIE to leverage ongoing infrastructure investments in new technology and operational capabilities at BIE-funded schools.
<b>Total Program Changes:</b>	<b>+37,247</b>	




*BIE.edu*

## 2024 Grade Expansion Proposal

*"To further support sovereignty, the 2024 BIE budget proposes a provision allowing for the expansion of more than one grade at BIE-funded schools with a K–2 or K–4 structure."*

This proposal supports grade expansion authority for BIE-funded elementary schools.

- Historical grade expansion requests have been low < 3
- Annual grade expansion requests are estimated low < 3
- Approximately 15 schools may be eligible for expansion requests





*BIE.edu*

## Native Language Immersion

- BIE's priority is to promote Native language revitalization.
- 2023 Enacted Budget, provided \$7.5 million, a \$2 million increase from 2022, to increase Native Language programs
- 2024 request includes a +500K program increase

## Early Childhood and Family Development

- Early Childhood Development funds schools that participate in the Family and Child Education (FACE) program for preschool American Indian children and their families.
- The 2023 Enacted Budget, provided \$25.3 million, a \$3 million increase to expand FACE programs






*BIE.edu*

## BIE Clean School Bus Support

- In 2022, BIE-funded schools were awarded EPA Clean School Bus grants for a total of \$4,845,000
- In 2023, BIE is partnering with EPA approved Electric Vehicle manufacturers and vendors to promote continued grant awards
- BIE goal is continued awards under EPA's \$5 billion in funding over the next 5 years for clean vehicle transitions
- School Operations Transportation team is working with schools to provide application assistance and fleet analysis.
- BIE Community Planners are working with BIA to update road maintenance reporting for roads serving BIE schools






*BIE.edu*

# 2024 Construction Program Increases

Education Construction	2022 Enacted	2023 Enacted	Fixed Costs	Program Changes from 2023	2024 Request
Replacement School Construction	115,504	116,504		136,000	252,504
Replacement Facility Construction	23,935	23,935			23,935
Replacement New Employee Housing	1,000	1,500		2,500	4,000
Employee Housing Repair	13,589	13,595			13,595
Facilities Improvement and Repair	95,302	96,353	110	9,715	106,178
Tribal Colleges Improvement and Repair	15,000	16,000			16,000
<b>Total Education Construction</b>	<b>264,330</b>	<b>267,887</b>	<b>110</b>	<b>148,215</b>	<b>416,212</b>

- With the Replacement School Construction, Replacement Facility Construction, and Great American Outdoors Act (Public Law 116–152) funding anticipated through 2024, BIE expects to support planning, design, and construction work at an additional six BIE schools
- An additional \$139.8 million is included for other housing and facilities repair programs, including a \$9.7 million program increase for Facilities Improvement and repair.





*BIE.edu*


# 2025 BIE Tribal Rankings – Top Priorities

## Education Programs

- #1 ISEP
- #2 Student Transportation
- #3 Facilities Operations
- #4 Facilities Maintenance
- #5 ISEP Program Adjustments

## Education Construction

- #1 Facilities Improvement & Repair
- #2 Replacement School Construction
- #3 Replacement Facilities Construction
- #4 Employee Housing Repair

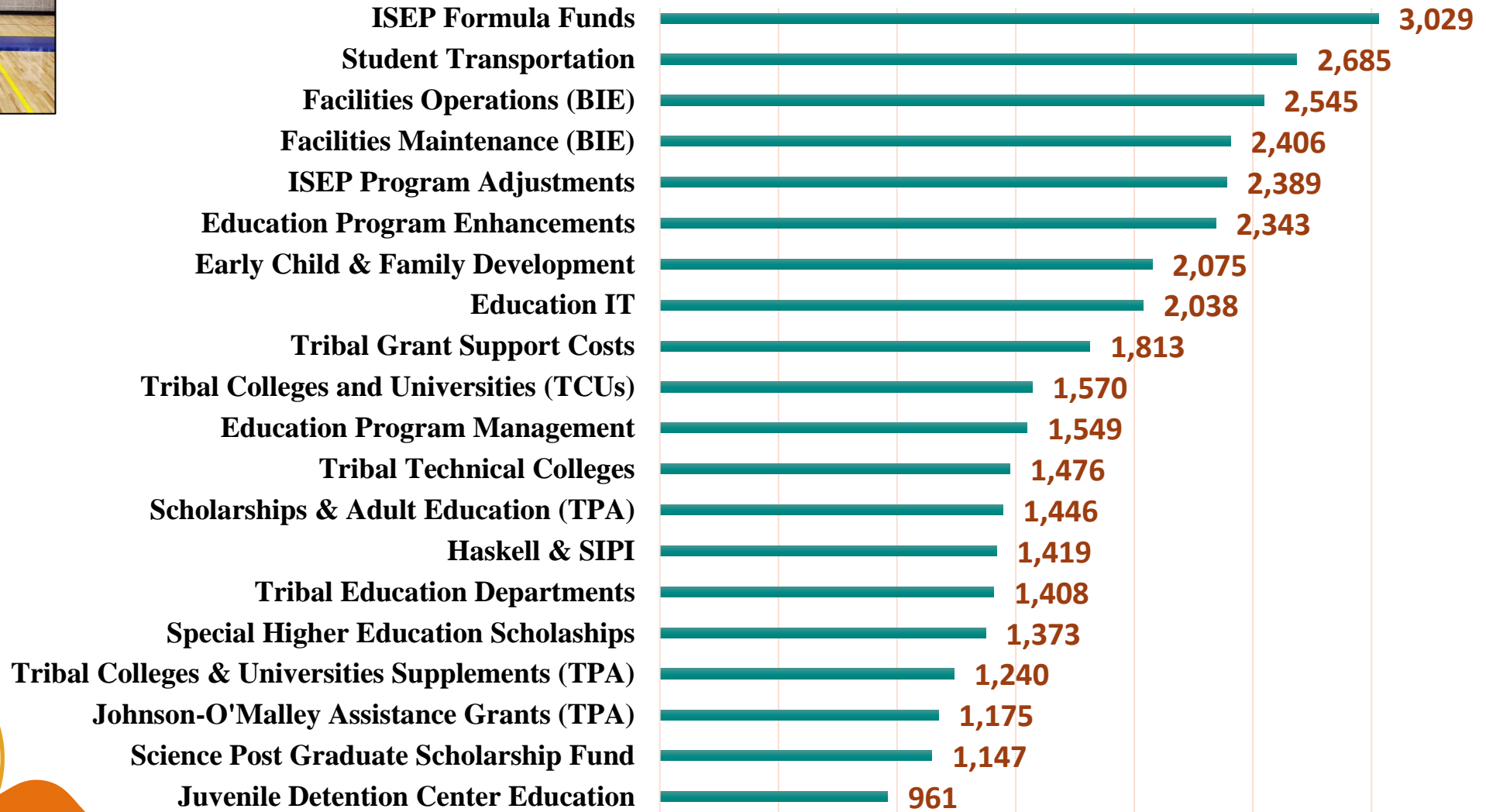






*BIE.edu*

# 2025 Tribal Rankings – Education



# Questions and Answers

Mvto HiyHiy LemLmts Wado  
DaWaEh Miigwech Wopila  
Pinangigi Wimblahoho  
Quyana Baasee AnaaBasee Wopila  
Ahéhee HiriweTudahe  
Pilamiya  
Nya:Weh Aho  
Thank You Tansi

