



Bureau of Indian Affairs



Office of Justice Services



Public Safety & Justice

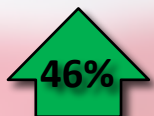
TIB/C Update

July 2023



Fiscal Year 2024 – President’s Request

		2023 Enacted	2024 Request	Change From 2023
Law Enforcement	501,479	506,290	573,138	66,848
Criminal Investigations & Police Services	297,676	274,152	316,338	42,186
Detention/Corrections	113,369	136,324	154,598	18,274
Inspections/Internal Affairs	3,666	3,751	3,897	146
Law Enforcement Special Initiatives	24,898	25,094	25,454	360
Indian Police Academy	5,056	5,163	5,339	176
Tribal Justice Support	30,809	34,836	36,721	1,885
Law Enforcement Program Management	7,092	7,391	8,883	1,492
Facilities Operations & Maintenance	18,913	19,579	21,908	2,329
Tribal Courts (TPA)	43,169	71,770	66,966	-4,804
Fire Protection (TPA)	1,632	1,665	1,680	15
Total PS&J Budget – Operation of Indian Programs	546,280	579,725	641,784	62,059
Facilities Replacement / New Construction	30,500	33,500	48,500	15,000
Employee Housing	4,494	4,744	7,494	2,750
Facilities Improvement & Repair (FI&R)	9,372	9,872	15,872	6,000
Fire Safety Coordination & Fire Protection	3,445	3,445	3,445	0
Total PS&J Budget – Construction	47,811	51,561	75,311	23,750





Recap of 2024 President's Budget Increases

PS&J Operations:


- **+\$35.5M or +15%, +87 FTE, Criminal Investigations & Police Services** – Increase of +\$33.5 for additional boots on the ground and +\$2.0M for new OJS Professional Standards Directorate. (\$316.3M)
- **+\$14.0M or +13%, Detention/Corrections** – Operational needs, +40 federal FTE and 80 Tribal positions. (\$154.6M)
- **+\$1.9M or +5%, Tribal Justice Support** – Expands Tiwahe Healing to Wellness courts program. (\$36.7M)
- **+\$1.0M or +20%, Law Enforcement Program Management** – Expands Emergency Management Program, adds +5 Regional Emergency Managers and +3 Crisis Communications Managers in field operations. (\$8.9M)
- **+\$2.0M or +12%, Facilities O&M** – Addresses the rising cost of operating PS&J facilities. (\$21.9M)
- **+\$18.9M, Tribal Courts (TPA)** – Increase of +\$3.0M addresses Courts O&M rising costs; +\$15.0M funds Navajo Nation v. US court finding; +\$0.9M addresses operational needs of Tribal courts. (\$67M)



Recap of 2024 President's Budget **Increases**

PS&J Construction:

- **+\$15.0M or +15%, PS&J, Facilities Replacement/New Construction** - Supports construction of additional replacement facilities, for which costs are rapidly growing due to nationwide industry factors. (\$48.5M)
- **+\$2.8M or +58%, PS&J, Employee Housing** - Enables construction of additional housing units; Strengthens ability to construct affordable and habitable housing, which is a primary incentive for recruitment and retention of PS&J personnel in Indian country. (\$7.5M)
- **+\$6.0M or +61%, PS&J, Facilities Improvement & Repair** - Highest priority deferred maintenance projects. (\$15.9M)



FY 2024 – House Mark

PS&J Program Operations

- **+\$62M (CI&P / Detention / Tribal Courts)** – Increase of +\$62M only for Tribes affected by McGirt with no funding increases for any other Tribes or Programs within PS&J.

PS&J Construction

- **+\$0M** – House proposed no increases above FY 2023 Enacted Level.

[SUBCOMMITTEE PRINT]

118TH CONGRESS } HOUSE OF REPRESENTATIVES { REPORT
 1st Session } 118-XX

DEPARTMENT OF THE INTERIOR, ENVIRONMENT, AND
 RELATED AGENCIES APPROPRIATIONS BILL, 2024

JULY XX, 2023.—Committed to the Committee of the Whole House on the State of
 the Union and ordered to be printed

Mr. SIMPSON, from the Committee on Appropriations,
 submitted the following

R E P O R T

[To accompany H.R. XXX]

The Committee on Appropriations submits the following report in explanation of the accompanying bill making appropriations for the Department of the Interior, the Environmental Protection Agency, and Related Agencies for the fiscal year ending September 30, 2024.

INDEX TO BILL AND REPORT

	<i>Page number</i>
	<i>Bill</i> <i>Report</i>
Title I—Department of the Interior	2 12
Title II—Environmental Protection Agency	67 55
Title III—Related Agencies	90 74
Department of Agriculture	90 74
Department of Health and Human Services	108 86
Council on Environmental Quality and Office of Environmental Quality	120 93



Supplemental Funds – Update

Coronavirus

	CARES Act
Total PS&J Funds Allocated to OJS	16,000,000
PP&E Purchased for BIA, BIE, and Tribes by 9/30/2021	2,200,000
OJS Direct Service Programs by 9/30/2021	580,145
Distributed to Tribal Programs 3/9/2021*	13,219,855
*Pro-rata distribution based on the existing OJS allocation of base (recurring annual) funding level for OJS-funded, tribally operated, public safety programs.	

American

	ARP Act
Total PS&J Funds Allocated to OJS	30,000,000
Distributed to Tribal Programs 4/30/2021*	22,000,000
Distributed to Tribal Programs 4/04/2023*	8,000,000
*Pro-rata distribution based on the existing OJS allocation of base (recurring annual) funding level for OJS-funded, tribally operated, public safety programs.	



2020 TLOA Report

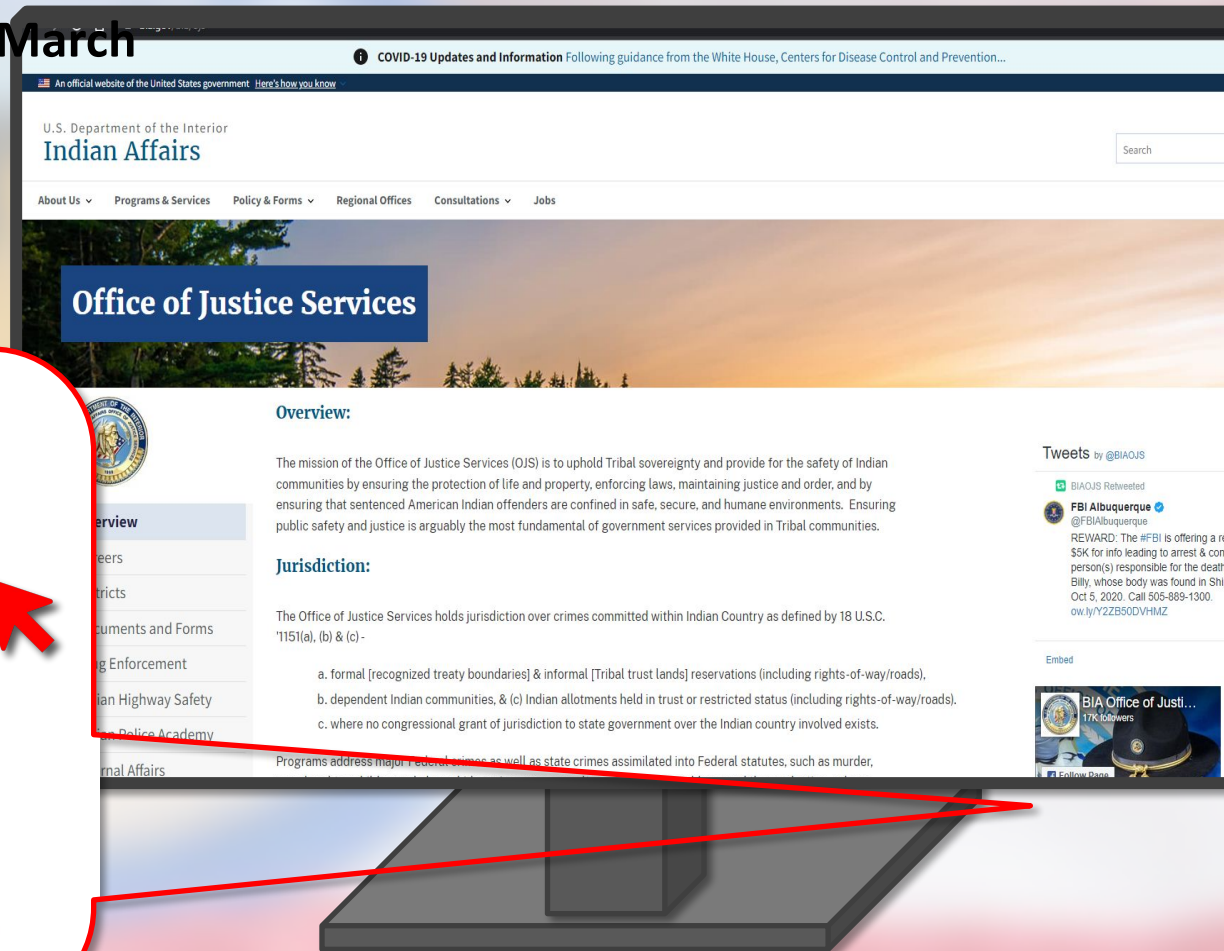
- Latest TLOA Report sent to Congress March 24, 2023.

Report to the Congress on Spending, Staffing, and Estimated Funding Costs for Public Safety and Justice Programs in Indian Country, 2020



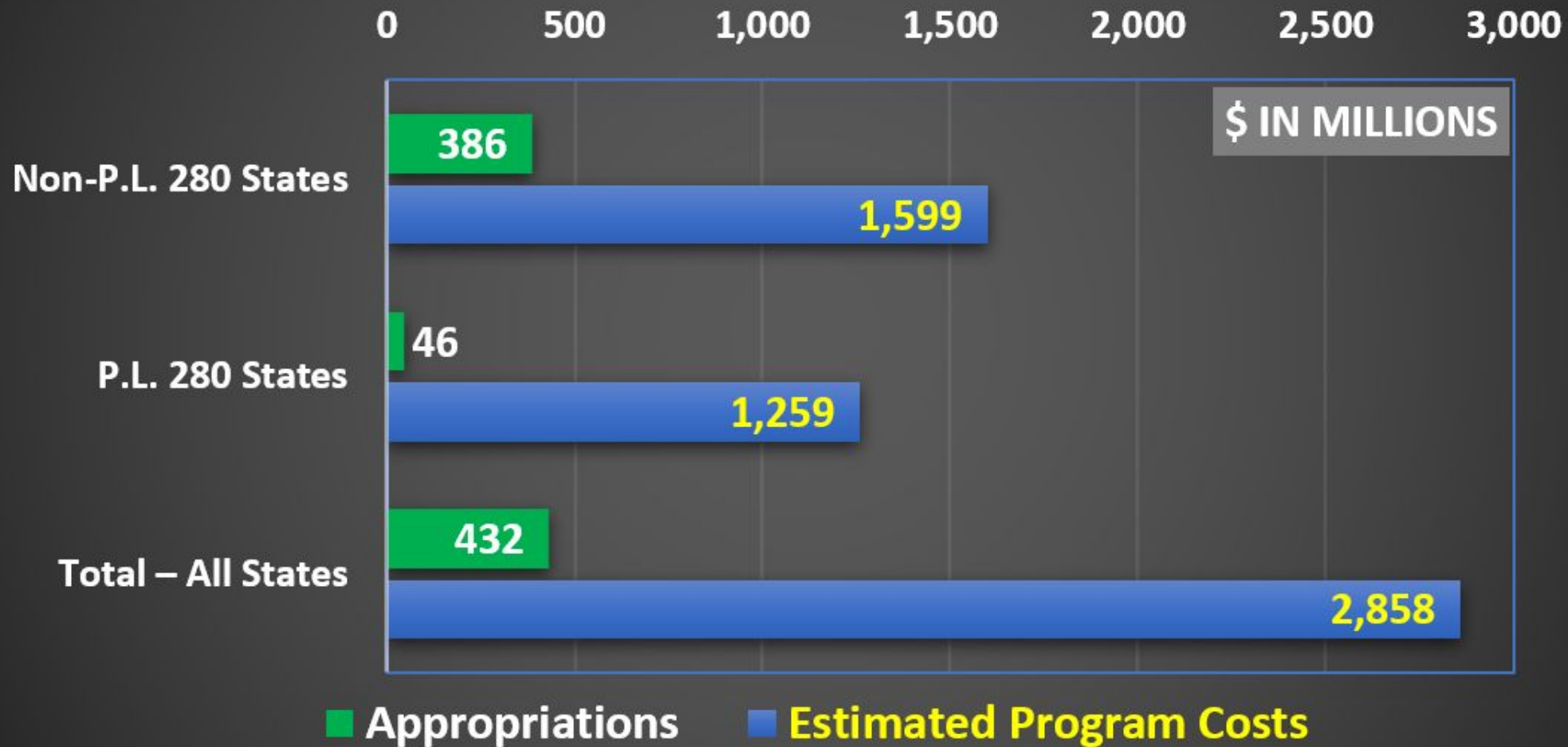
Bureau of Indian Affairs,
Office of Justice Services
March, 2023

- [FY 2019 Year End Report Division of Drug Enforcement](#)
- [2020 TLOA Report Final](#)
- [2019 TLOA Report Final](#)
- [2018 TLOA Report Final](#)
- [2017 TLOA Report Final](#)
- [2016 TLOA Report Final](#)
- [Report tip for illegal drug activity](#)
- [Missing and Murdered](#)





2020 TLOA Report – All PS&J Programs



As a proxy for unmet needs, the TLOA report provides an estimate of total annual costs to operate appropriate-sized, fully staffed PS&J programs in Indian Country.



Contact Information

Questions?

R. Glen Melville – OJS Director:

richard.melville@bia.gov 202-208-5039

OJS website:

<https://www.bia.gov/bia/ojs>

OJS facebook:

<https://www.facebook.com/BIAOJS>