



US Department of the Interior

Indian Affairs

TRIBAL-INTERIOR BUDGET COUNCIL (TIBC)

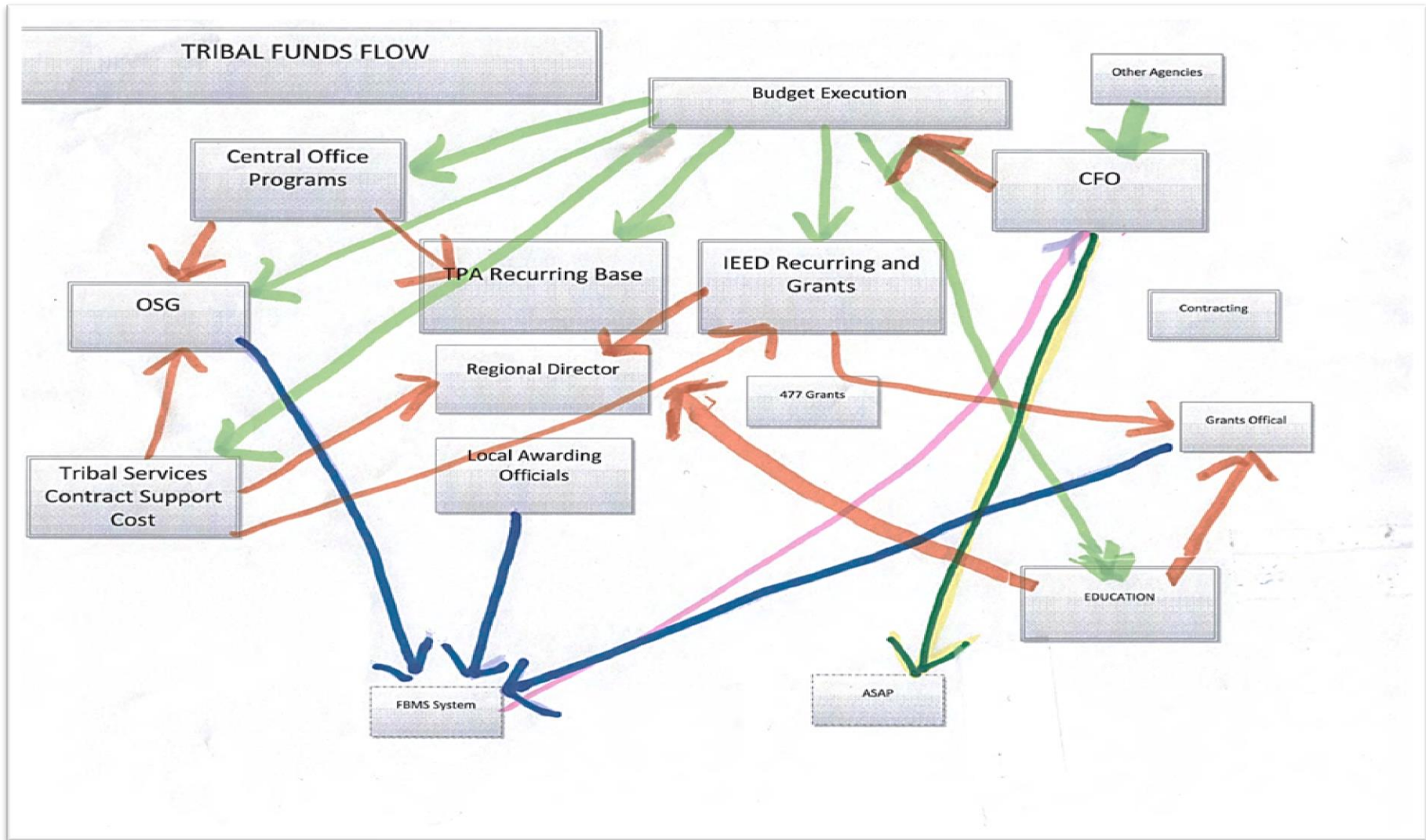
Funding Streams/Tribal Payments

November 5, 2014

Washington, DC



Tribal Funds Flow Allocation Illustration





Strategic Statement

This project is not without challenges:

- Number of protocols affecting funds Allocation
- Training
- Trust issues
- Automation
- Funding to tribes, offices, regions, agencies and schools.
- Building from current processes in place
- Stakeholder(s) acknowledgement for improvement
- Congressional directives on fund(s).



Objective

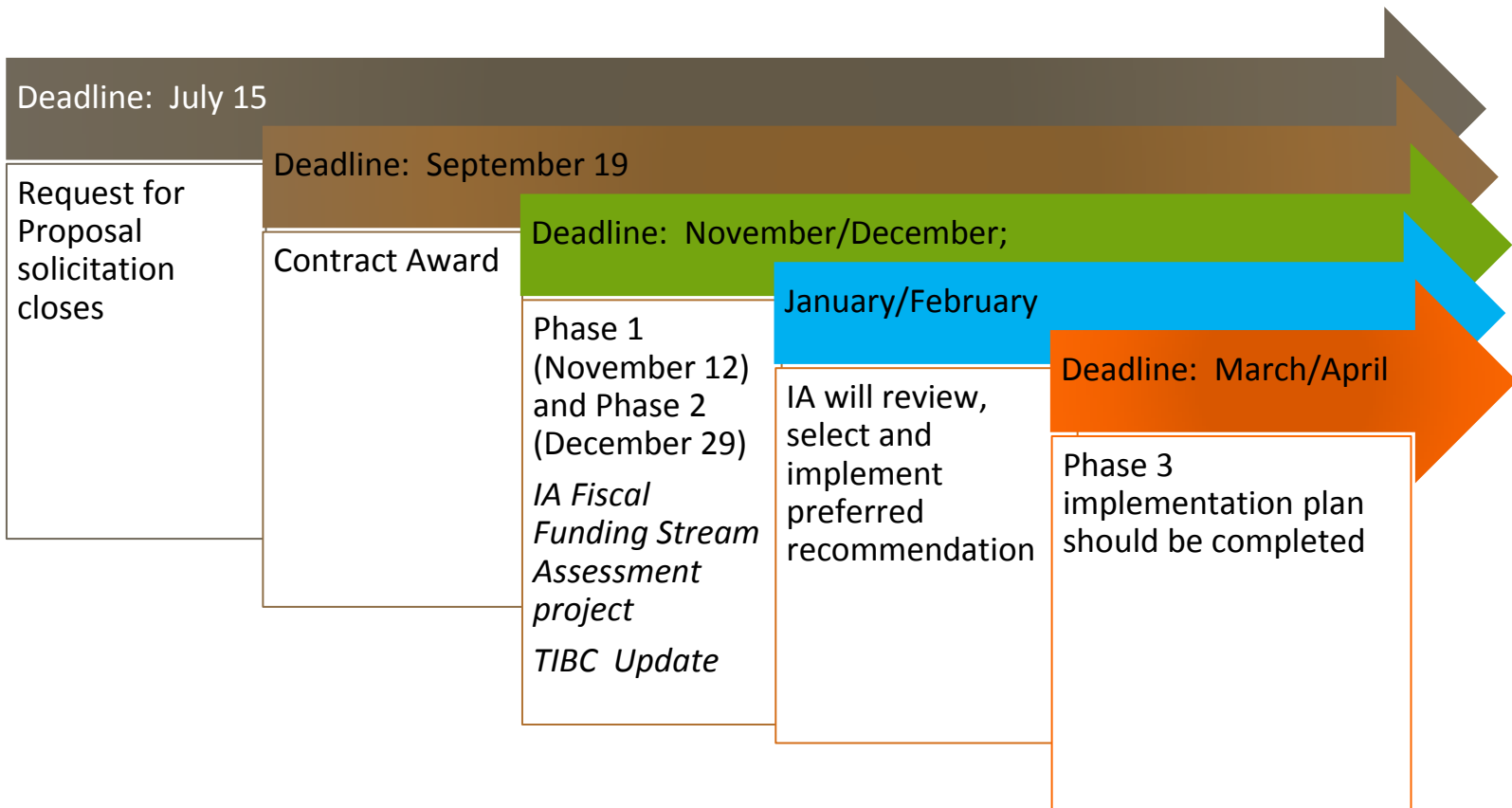
The project will look across the entire enterprise to the great work that is happening across Indian Affairs and build from those best practices.

Actionable items will be created to :

- Modernize the process
- Reduce unnecessary/repetitive steps
- Find ways to better manage resources (i.e., trust of system issue, streamline approvals, etc).
- Training and Implementation of Actionable Items



Timeline for Developing Plan





Desired Outcome

Develop a funding distribution process that:

- Simplifies distribution of the funding streams
- Streamlines the process to expedite distribution of funds
- Makes use of automated processes, where possible
- Defines and utilizes required rules, protocols, and distribution methodologies for each funding stream, consolidating where possible, and modernizing where appropriate
- Provides process for making changes as funding streams evolve over time



Funding Stream

Project Status Update – Phase I

- Development of Assessment Database
 - Contractors interviewed internal program Funding POCs
 - Funding Stream Mechanism and Distribution Methods
 - Direct Appropriations and other Funds
 - Referenced Financial Documents (FY 2014); Comprehensive Funding Table; FY 2014 and FY 2015 President's Request Tables; 26 Indian Affairs Manual; FY 2014 and FY 2015 Budget Justifications
- Data Flow Diagrams of Distribution Path
 - ✓ Due Date: November 12, 2014



Project Status Update – Phase II

- Recommendations

- ✓ Based on Phase I findings and Assessment Database information, will develop funding stream process improvement(s) options (December 2014).
- ✓ Develop Plan of Action for implementation of accepted recommendations (March/April 2015).
- ✓ Implementation of recommended improvements (May 2015.)



Funding Complexity

Various durations of Appropriations
1 year 18 months
2 year 3 year
No year

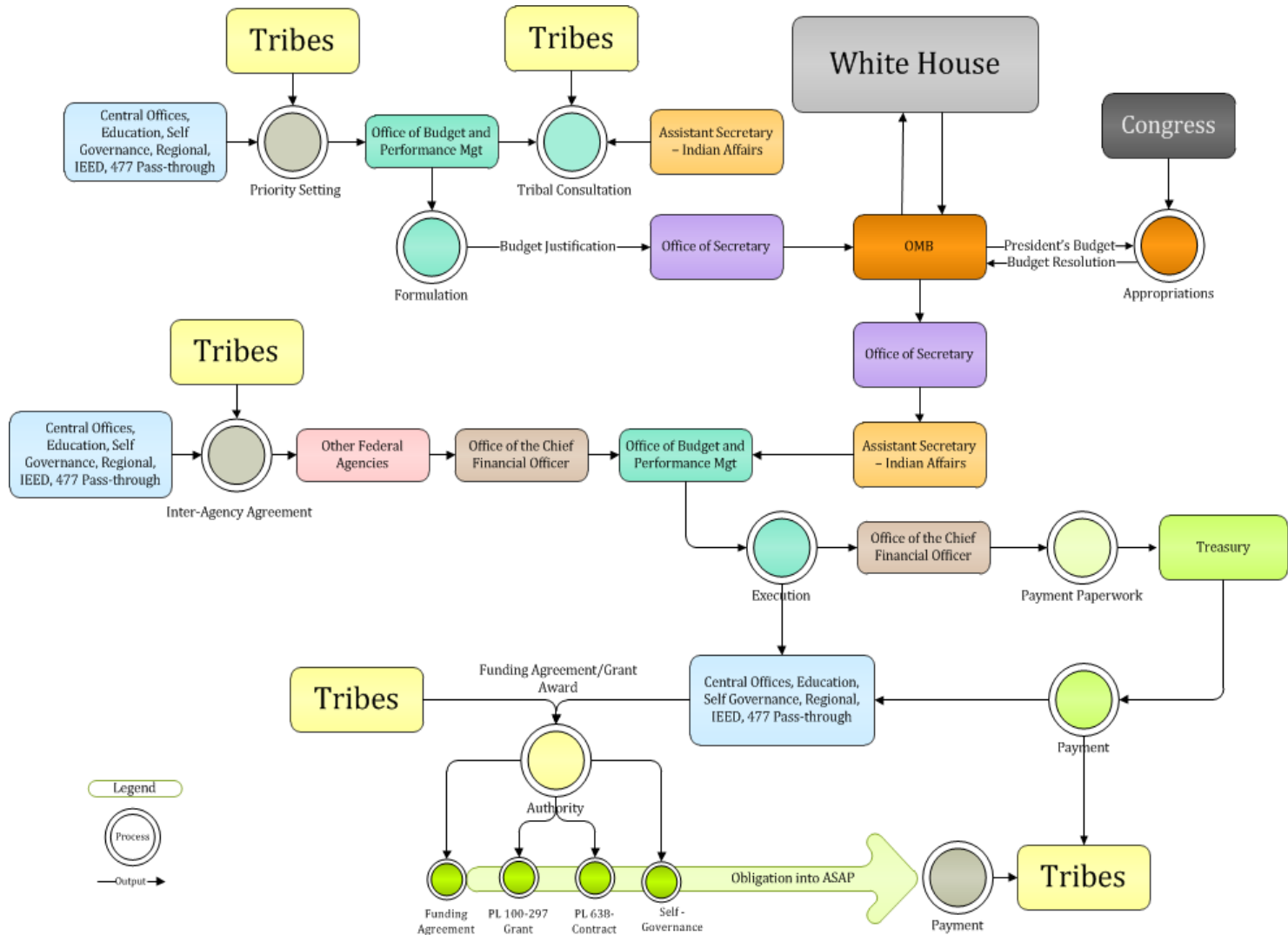
180 Different Funding Streams

Legal Statutory Limitations
Complexity of funding





Federal Budget Process Illustration



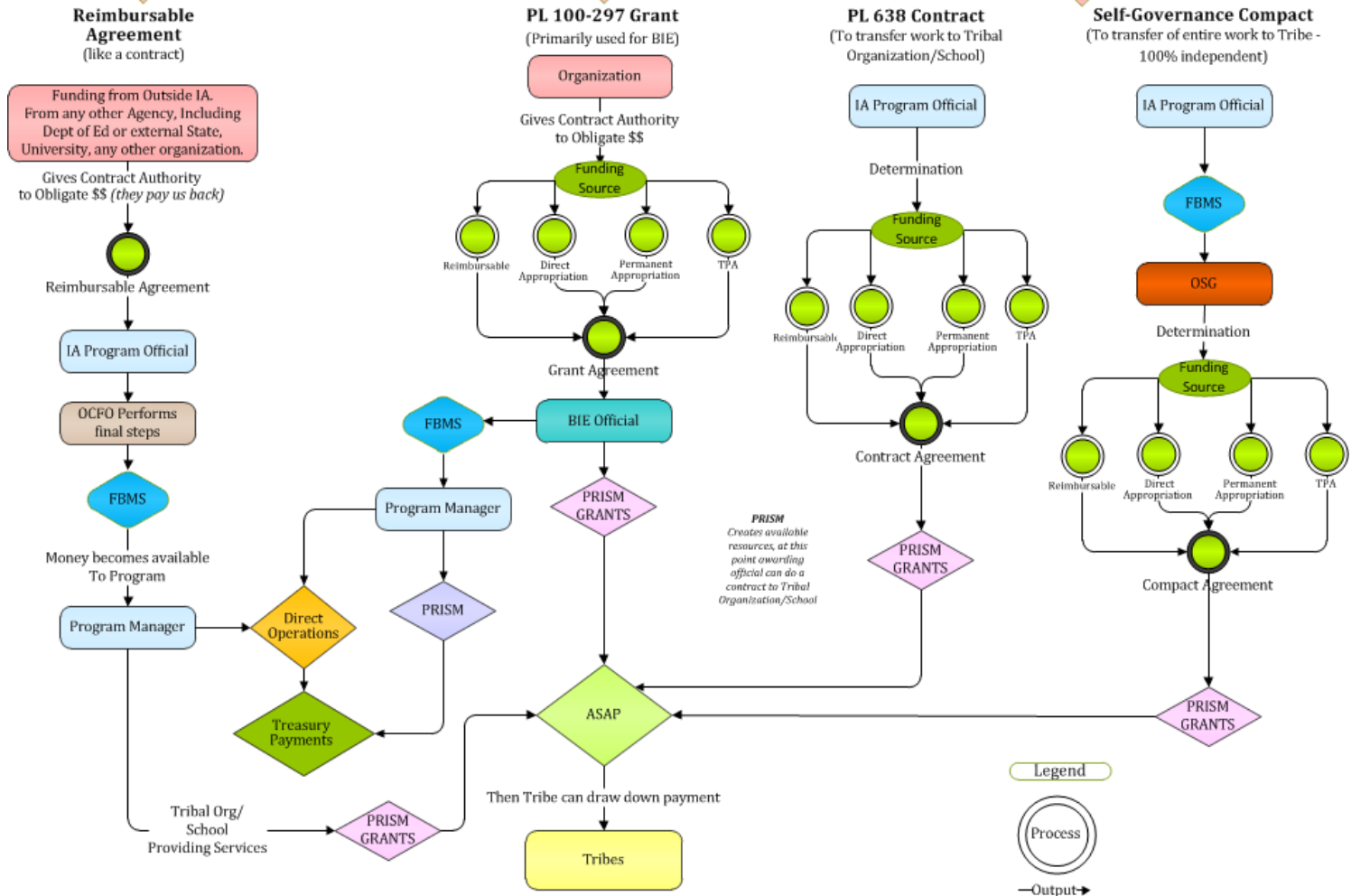


Funding Method Processes Illustration

About 31 Reimbursable Funding Sources

49 Specific FY 14 Appropriations

131 Activities and Programs





FY 2014 Tribal Disbursements

Commitment	Sum of Debit/Credit Balance	How funds were allocated to the Tribes
252I00 : Contracts - Indian	1,323,695,537	PL 638
413A00 : Indian Tribal Gov Grant	797,722,497	PL 100 – 297
411C00 : Cooperative Agreement	28,392,720	Forestry, Fire and Transportation
411G00 : Grants	4,385,181	Division of Energy and Mineral Development and Fire
252R00 : Contracts - Prof	2,699,596	Commercial Contracts
252S00 : Tuition	1,133,540	Sevier Richfield School (Utah)
252Z00 : Other	1,114,185	Corrections, Forestry and Fire
252U00 : Contracts - Studies	600,900	Div Economic Development and Facilities Management
233K00 : Utilities	350,000	Irrigation
252V00 : Contracts - Training	280,176	Education - Public School
253H00 : Reimbursable Agreement	224,661	Forestry and Fire
254B00 : Oper Maint&Repr-Othr	57,671	Irrigation
257E00 : Repairs&Maint-Other	45,800	Irrigation
255D00 : Private Sector-R & D	45,000	Tribal contract, standard obligation
257J00 : R&M-Radio Cmncntns	32,905	Facilities Management
Grand Total	\$2,160,780,368	

Compacts: \$411,987,961

Corrections: \$1,069,345



Desired Outcome

To improve the distribution of funding streams to the stakeholder(s):

- » More Effective
- » More Efficient
- » More Timely
- » More Transparent

