



Midwest Region TIBC Representatives



Darrell Seki, Sr.
*Chairman, Red Lake
Band of Chippewa*



Chris McGeshick
*Chairman, Sokaogon
Chippewa Community*



Tammie Poitra
*Acting Regional
Director*

Alternate TIBC Representatives

Aaron Payment
*Chairperson, Sault
Ste. Marie*

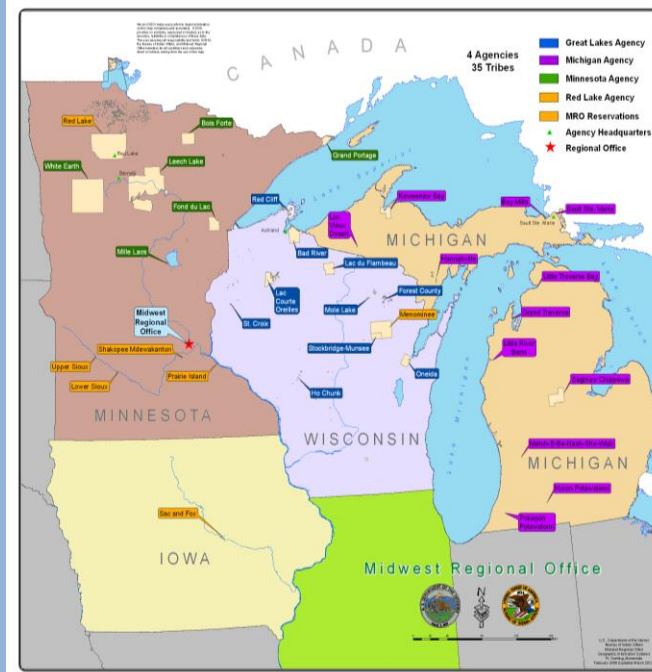


Tara Mason
*Secretary Treasurer,
White Earth Nation*



The Midwest Region serves 36 Tribes in:

- Minnesota
- Michigan
- Iowa
- Wisconsin
- Illinois



Midwest Region Natural Resources (incl. treaty & ceded areas)
62 Million Acres

Forest Acres: 41 million
Lakes Acres: 2.2 million

Wetlands Acres: 4.8 million
Stream Miles: 15,396



Midwest Region Budget Formulation Process

(Dollars in thousands)

INDIAN AFFAIRS	2014 Actual	2015 Actual	2016 Actual as of 10/31/16	+/- 8% Change (from 2016)	2019 Budget Request 8% Total	Unfunded Obligations	
						+/- Change (from 2016)	2018 Regional Total
OPERATION OF INDIAN PROGRAMS							
BUREAU OF INDIAN AFFAIRS							
TRIBAL GOVERNMENT						216,275	
Aid to Tribal Government (TPA)	397	374	493	220	713	18,785	19,278
Consolidated Tribal Gov't Program (TPA)	8,747	8,761	8,897	556	9,453	1,764	10,661
Self Governance Compacts (TPA)	20,629	20,732	21,584	863	22,447		21,584
Indian Self-Determination Fund (TPA)							
New Tribes (TPA)							
Small & Needy Tribes (TPA)						160	160
Road Maintenance (TPA)	1,460	1,590	1,602	275	1,877	11,333	12,935
Tribal Government Program Oversight	299	377	454	18	472		454
Central Oversight							
Regional Oversight	299	377	454	18	472		454
Total, Tribal Government	31,532	31,834	33,030	1,933	34,963	32,042	65,072

1. Scholarships and Adult Education
2. Social Services
3. Tribal Courts
4. Road Maintenance
5. Criminal Investigations and Police Services
6. Indian Child Welfare Act (ICWA)
7. Consolidated Tribal Government Programs (CTGP)
8. Johnson-O'Malley Assistance Grants (JOM)
9. Trust Natural Resources Programs
10. Aid to Tribal Government

**Midwest Unfunded
Obligations: \$216 Million**

Secretary Zinke spoke at Senate Indian Affairs Hearing, March 8, 2017:

the ongoing struggle tribes have with high unemployment and the lack of business opportunities.

the deplorable state of reservation infrastructures, including schools, housing, roads & bridges, and our excessive road maintenance backlog

the opportunity that now exists for the Administration to foster economic development and improved infrastructure in Indian Country, working shoulder-to-shoulder with tribes.

Trump's promise to create more jobs and a stronger economy, including for rural communities.

Trump's promise to bolster America's failing infrastructure while boosting economic development.

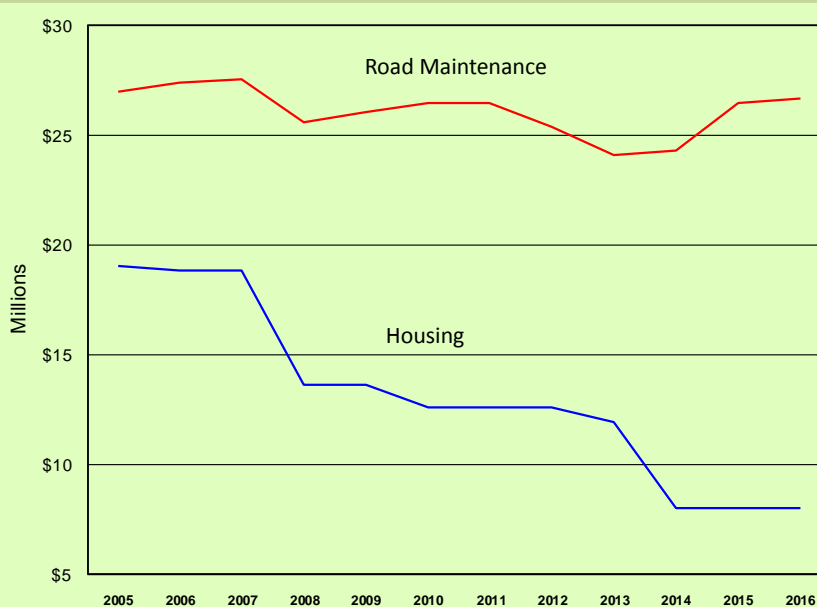
FY 2018/2019 Tribal Jobs Recovery and Relief Initiative

We propose a \$143 million BIA initiative in FY 2018/2019 for Tribal Jobs Recovery and Relief, to be distributed to tribes as a TPA General Increase. Similar to the TPA General Increase Congress provided in FY 1998, which at that time was for Social and Family needs relief. As a general increase, tribes would have the flexibility to determine how to use the funds, consistent with job promotion.

This initiative addresses the President's pledge to create more jobs, & would enable tribes to promote job recovery & growth.

It would also provide significant and lasting relief for tribal TPA programs, which have suffered significant erosion in the last decade from across the board rescissions and sequestration.

BIA Road Maintenance and Housing Programs Funding FY 2005-2016



Other Trump Administration Initiatives

Safer Communities and Safety for Police: Fully fund BIA Law Enforcement and Detention at the \$1 billion level, as determined from recent BIA analysis.

Clean Water and Air: Provide significant increases to BIA Water Resources and Environmental Quality programs to enable tribes to manage the environment to their standards

Safer Communities: Provide significant increases to the Tiwahe Initiative

Senate Committee on Indian Affairs Hearing, March 8, 2017

Comments from Senator Tom Udall:

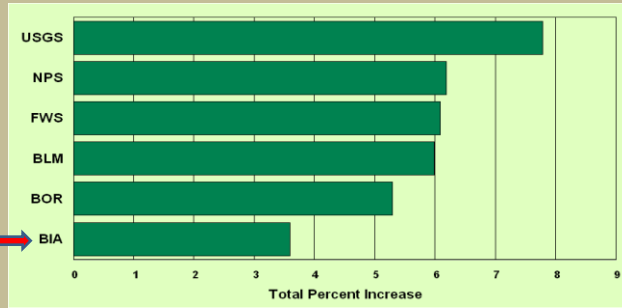
“...I urged you to be a strong advocate for Indian Country...and you assured me that you intend to be that advocate as Secretary of the Interior...”

Senator Heidi Heitkamp asked the most important question that day:

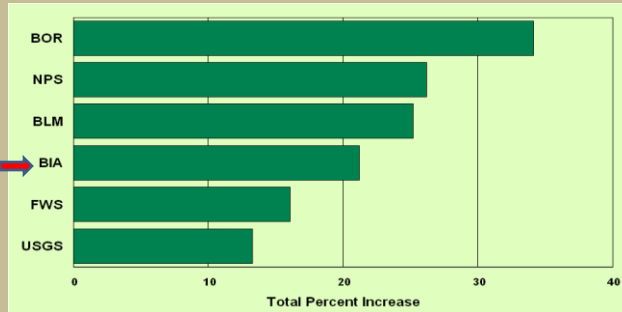
“Are you going to fight for Indian Country in the budget process?...We need a Secretary who is going to fight for Indian Country... We need to hold Interior and BIA’s feet to the fire and not leave Indian Country behind in this budget process. We’ve been left behind far too often...The Lead Job of the Secretary is advocating and fighting for resources in Indian Country”

Budget Increases for the 6 Largest Interior Agencies

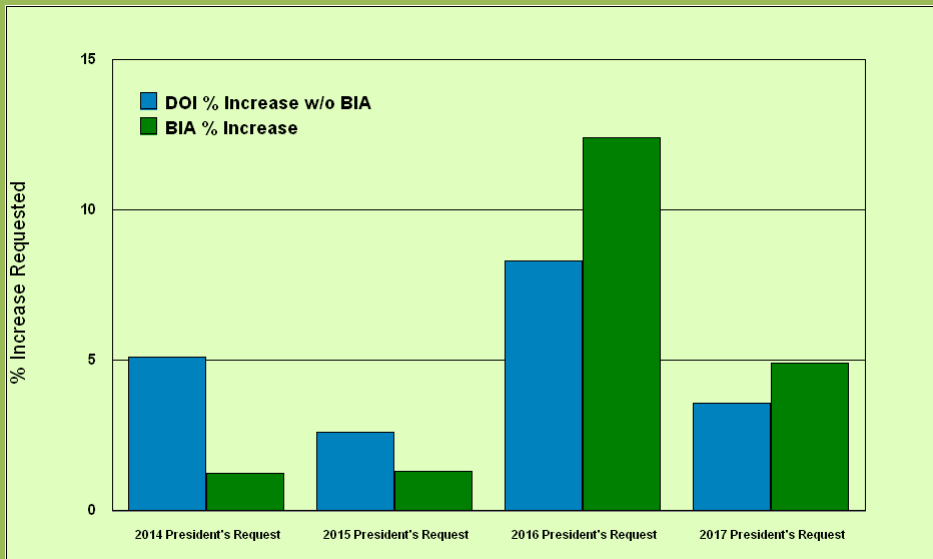
FY 2004 to FY 2013 Enacted (after Sequestration):



FY 2004 to FY 2016 Enacted:



President's Requested Budget Increases: All of Interior (except BIA) vs Just BIA

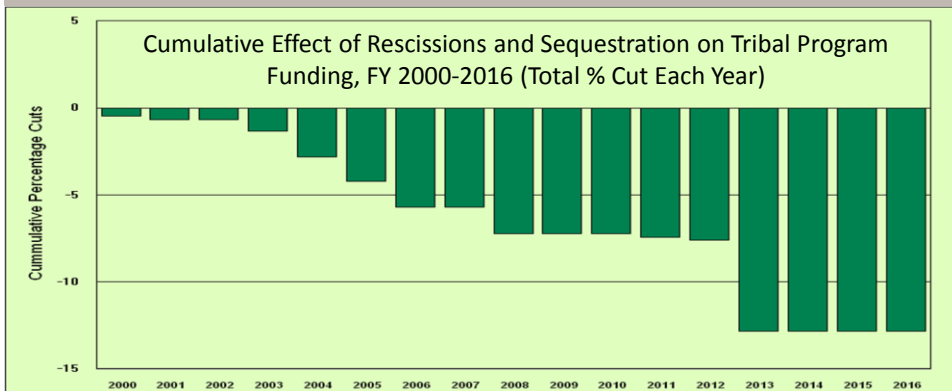


Across the Board Rescissions (%) Imposed on BIA and Tribes, FY 2000-2016

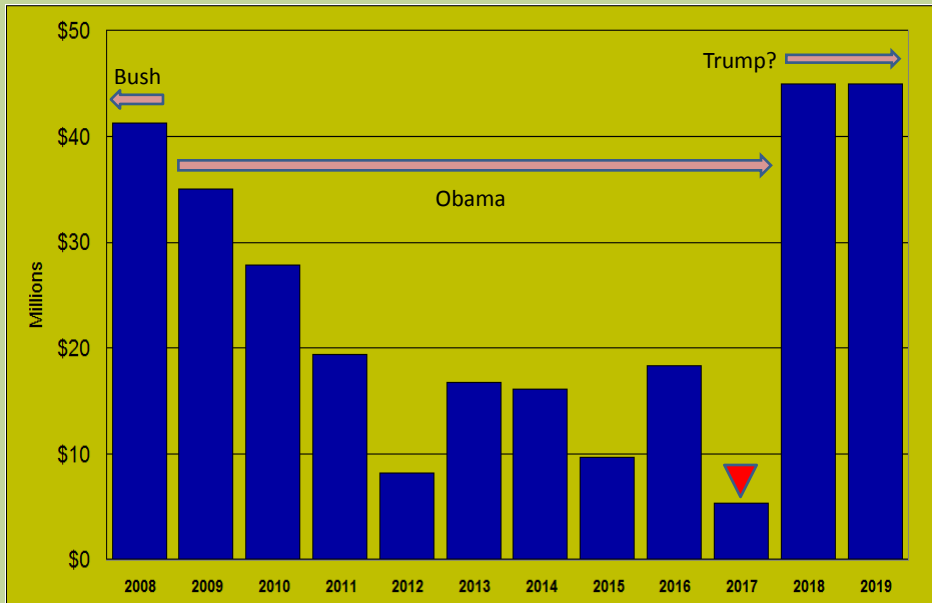
Year	Description	Individual	Total
2000	General Reduction	0.4685	0.4685
2001	ATB	0.22	0.22
2002	No Rescission	0	0
2003	ACB	0.65	0.65
2004	BIA-IT	0.24	
2004	Omnibus ATB	0.59	
2004	ATB	0.646	1.476
2005	Omnibus ATB	0.8	
2005	Interior ATB	0.594	1.394
2006	ATB	0.476	
2006	ATB Hurricane & Other	1	1.476
2007	No Rescission	0	0
2008	ATB	1.56	1.56
2009	No Rescission	0	0
2010	No Rescission	0	0
2011	ATB	0.2	0.2
2012	ATB	0.16	0.16
2013	ATB	0.2	0.2
	Rescissions Subtotal	7.8045	7.8045
2013	Sequester	5.04	5.04
	Total	12.8445	12.8445
2014	Rescissions & Sequester	12.8445	12.8445
2015	Rescissions & Sequester	12.8445	12.8445
2016	Rescissions & Sequester	12.8445	12.8445

Cuts to Tribal Government Funding

1996 General Reduction:	16%
2000-2013 ATB Rescissions:	8%
2013-2016 Sequester Cut:	5%
Total Cuts since 1996:	29%



BIA Fixed Costs/Pay Costs "Requirements" FY 2008-2019



Source: Department of Interior Budget in Brief documents, FY 2008-2017

Proposed FY 2018/2019 Funding Increases:

- + \$43 million for Jobs Recovery & Relief
- + \$100 million for TPA General Increase
- + \$50 million for Tiwahe Initiative
- + \$100 million for Law Enforcement
- + \$80 million for Tribal Courts
- + \$20 million for Community Fire Protection
- + \$10 million for Tribal Scholarships
- + \$5 million for JOM
- + \$30 million for Social Services, ICWA, & Welfare Assistance
- + \$30 million for Road Maintenance
- + \$65 million for Trust Natural Resources
- + \$40 million for Housing program
- + \$10 million for Real Estate programs
- + \$8 million for tribal pay costs

Tiwahe Family Initiative to Reduce Poverty, Violence, & Substance Abuse

	<u>2015</u>	<u>2016</u>	<u>2017*</u>	<u>Total</u>
Social Services	\$5 M	\$4 M	\$12.3 M	\$21.3 M
ICWA	\$5 M		\$3.4 M	\$8.4 M
Job Placement/Training	\$.5 M		\$1 M	\$1.5 M
Tribal Courts		\$5 M	\$2.6 M	\$7.6 M
Law Enforcement		\$3 M		\$3 M
<u>Housing</u>			\$1.7 M	\$1.7 M
Total Recurring	\$10.5 M	\$12 M	\$21 M	\$43.5 Million

* 2017 Proposed amounts



The tribe is braiding in DOJ CTAS funding awards to support its Tiwahe plan goals to reduce juvenile recidivism and the number of children in out-of-home care

Tribe was awarded DOJ CTAS funding to implement a Juvenile HTWC and Family (Dependency) Drug Court

Red Lake did not write in a request for a salary for a presiding judge for either court in its CTAS solicitation. The NTC and OJS Court lead are working to fund a judge for these courts under the Tiwahe Initiative

This will be a model that other Tiwahe sites will use during implementation phase

Example of coordinated collaboration of Tiwahe funding between OIS and OJS

Goal: Implementation of Juvenile HTWC by January 2017



TIWAHE – All Executive Departments

Holistic approach that brings in all Executive Departments with resources that contribute to a healthy tribal family and community

- Expand Tiwahe to include all relevant Executive Departments for a comprehensive and holistic approach
- Adequately fund baseline levels so Tribes can staff a Tiwahe program
- Eliminate competitive nature of funding
- Provide flexibility in use of the funding sources



GRANTS.GOV